

WWW.TOPLINEBUILDINGS.COM

topline

STEEL BUILDINGS

TOP OF THE LINE.

25-YR PERFORATION WARRANTY
40-YR WALL PAINT WARRANTY
50-YR STRUCTURAL WARRANTY



LIFETIME FASTENER WARRANTY
COMPLETE COVER TRIM PACKAGE
BASE TRIM SEALING PACKAGE



CALL US TODAY FOR A FREE QUOTE!

1(800) 369-3882

INFO: WWW.TOPLINEBUILDINGS.COM



Protect & secure even the largest farm vehicles & equipment with a safe, strong & energy-efficient Topline steel building.



Prefab Metal Buildings for Distribution Facilities

Prefab Metal Buildings for Distribution Facilities Topline specializes in creating versatile workspaces from 100% American-made steel. For your distribution and shipping facility, allow yourself the luxury of space while reducing your construction costs. Our advanced technology and superior materials allow us to construct column free buildings of limitless length with widths of up to 200 feet! Fully customizable, Topline designs allow you to tailor lighting, windows, doors, insulation, building color, and more to create your ideal facility.

Steel Frame Buildings for Retail Space

Topline creates smart, fully customizable buildings to meet the unique needs of your retail store. Made of 100% American steel, our buildings meet or exceed all US and European building codes. Topline buildings allow for an abundance of space at a fraction of the cost. Each building is backed by a 35-yr warranty. All this and our steel buildings can be erected significantly faster than wood or brick structures. To create your ideal facility, call us today. Let Topline Steel Buildings be a positive partner in the growth of your business.

Metal Storage Buildings

Topline allows you to build smart storage. Our buildings offer you maximum space, speedy construction, and a 35 year warranty all at a price significantly lower than conventional wood, brick, or block buildings. Every Topline building meets or exceeds US and European building codes. Our advanced technology and superior materials allow us to construct column free buildings of limitless length with widths of up to 200 feet! Fully customizable, At Topline, we work not only with businesses and individuals, but also construct military and government facilities.

AGRICULTURE

Steel Farm Buildings

At Topline, our midwest roots run deep. We specialize in creating versatile farm buildings from 100% American made steel. Because each farm is unique in its needs and demands, our steel buildings are fully customizable, allowing you to tailor lighting, windows, doors, insulation, building color, and more. We'll meet your needs and work within your budget. Our bolt together construction makes for a quick and easy do-it-yourself project: erection requires no welding, no cutting, and no drilling! When the job is done, you can rest easy knowing your new building is a premium product backed by the best warranty in the industry.



Barn Building Kits for Commodities

Topline Steel Building Systems allows you to build smart storage barns. Our Barn Building Kits offer protection for your commodities in a building that provides versatile space, speedy construction, and a 25-year warranty - all at a price significantly lower than conventional wood, brick, or block buildings (a savings of up to 60%!). Our fully customizable steel buildings provide a great alternative to pole barns and wooden structures. Topline steel barns can be customized to meet your storage and stacking needs at a price you can afford; Topline designs allow you to tailor lighting, windows, doors, insulation, and building color to create your ideal barn.



Metal Outdoor Storage Sheds for Farm Equipment

Topline specializes in smart, fully customizable outdoor storage sheds. Made of 100% American steel, Topline buildings allow for an abundance of space at a fraction of the cost. Whether you choose a prefabricated storage shed or custom design of your own, you can rest easy knowing that you're protected by a 25 year warranty - all this and our steel buildings can be erected significantly faster than wood, brick, or block structures. Fully customizable, our designs allow you to tailor lighting, windows, doors, insulation, building color, and more. To create your own ideal storage shed, call us today! 1(800) 369-3882



COMMERCIAL / INDUSTRIAL



Built out of 100% American-Made Steel from our own factories.

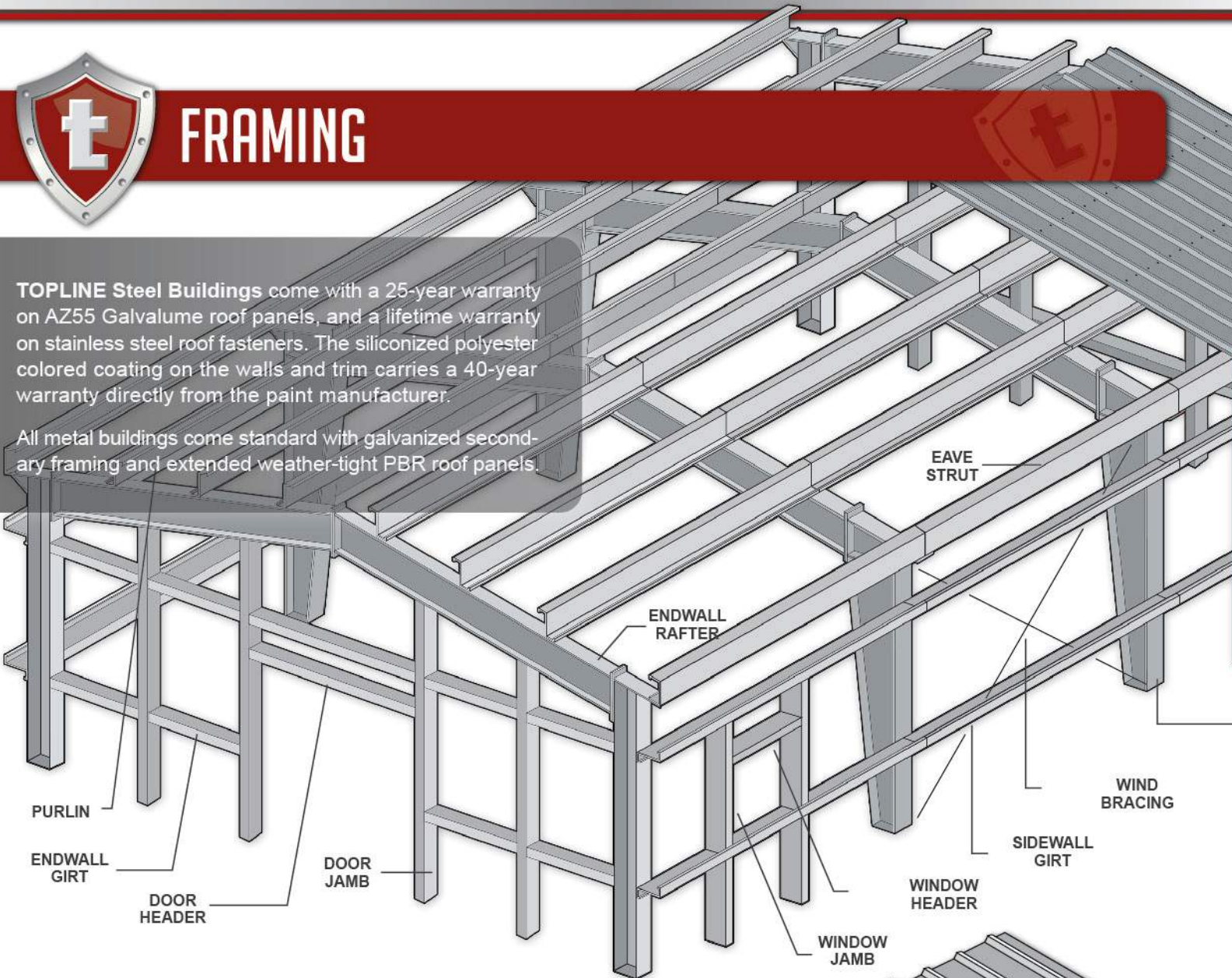




FRAMING

TOPLINE Steel Buildings come with a 25-year warranty on AZ55 Galvalume roof panels, and a lifetime warranty on stainless steel roof fasteners. The siliconized polyester colored coating on the walls and trim carries a 40-year warranty directly from the paint manufacturer.

All metal buildings come standard with galvanized secondary framing and extended weather-tight PBR roof panels.



PURLIN
ENDWALL GIRT
DOOR HEADER
DOOR JAMB

ENDWALL RAFTER

EAVE STRUT

WIND BRACING

SIDEWALL GIRT

WINDOW HEADER

WINDOW JAMB



TOP OF THE LINE.

CUT-AWAY VIEW
Showing roof panels, wall panels, purlins, rafter, sidewall column, our OPTIONAL gutter system and OPTIONAL insulation of the structure.

OPTIONAL INSULATION

PURLIN

RAFTER

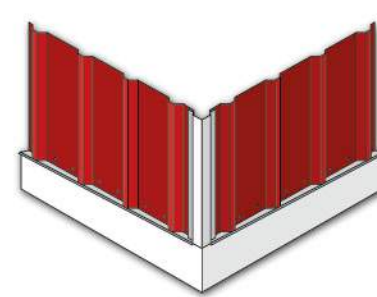
SIDEWALL COLUMN

WALL PANEL

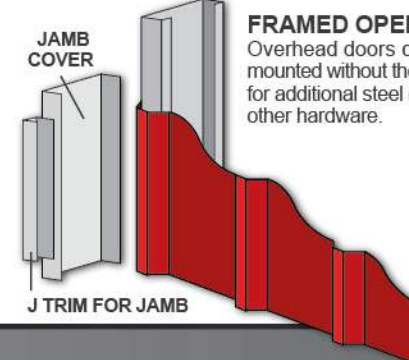
OPTIONAL GUTTER SYSTEM

OPTIONAL GUTTER SYSTEM
Contour design efficiently controls drainage from rain & snow

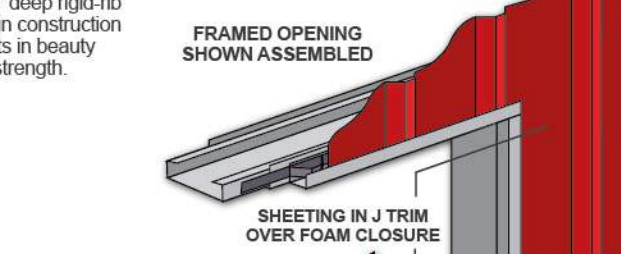
TOPLINE PBR PANELS DON'T LEAK.



CORNER TRIM
1 1/4" deep rigid-rib design construction results in beauty and strength.



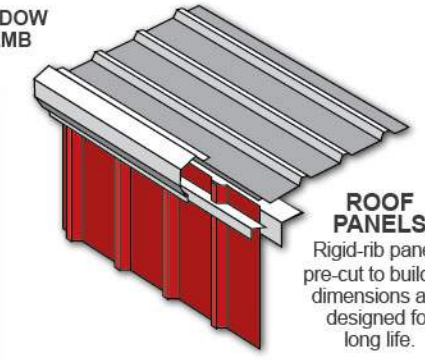
FRAMED OPENINGS
Overhead doors can be mounted without the need for additional steel or other hardware.



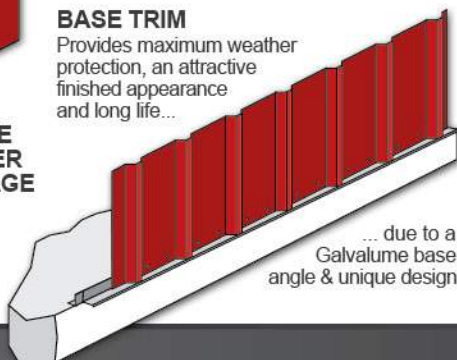
FRAMED OPENING SHOWN ASSEMBLED

SHEETING IN J TRIM OVER FOAM CLOSURE

HEADER COVER
J TRIM FOR HEADER
FOAM CLOSURE

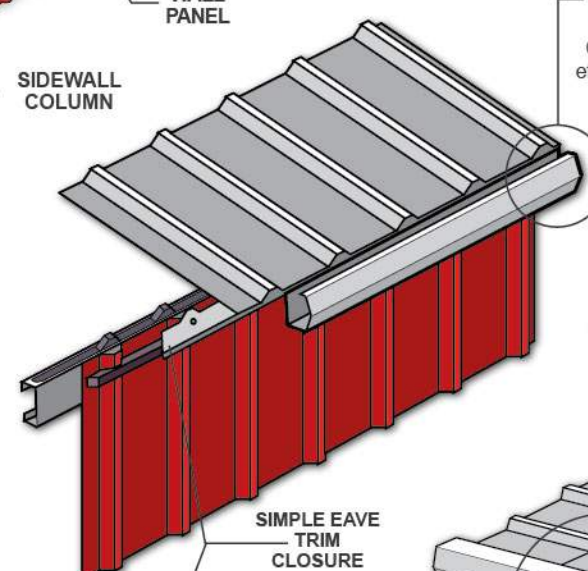


ROOF PANELS
Rigid-rib panels pre-cut to building dimensions and designed for long life.

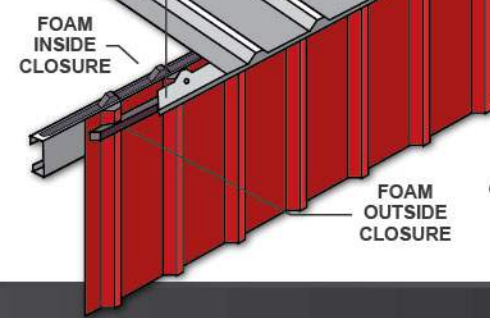


BASE TRIM
Provides maximum weather protection, an attractive finished appearance and long life...

... due to a Galvalume base angle & unique design.



SIMPLE EAVE TRIM CLOSURE

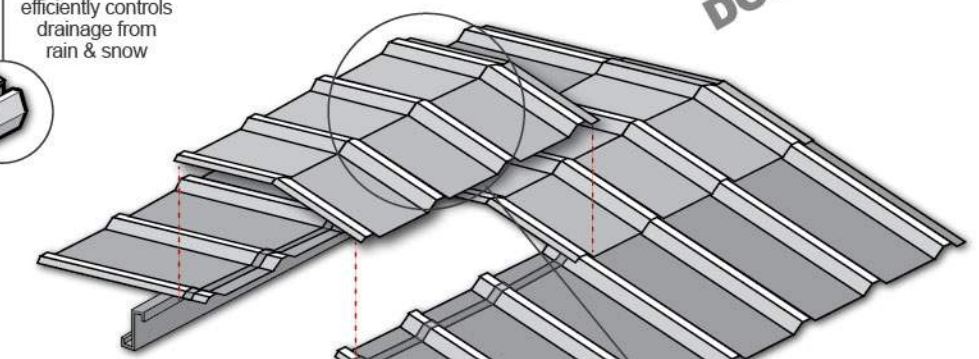


FOAM INSIDE CLOSURE

FOAM OUTSIDE CLOSURE

SIMPLE EAVE TRIM CLOSURE
Architectural trim meets with roof and wall closures, providing weather-tight seal.

NOTE: TOPLINE Steel Buildings come standard with all items shown, unless noted as **OPTIONAL**.



RIDGE CAP
Factory formed for easy installation with a high-rib design, for severe weather.

RIDGE CAP WITH PEAK BOX
Factory formed for easy installation with a high-rib design, for severe weather. Provides a finished look.



TOP OF THE LINE.

CALL US TODAY FOR A FREE QUOTE!

1(800) 369-3882

INFO: WWW.TOPLINEBUILDINGS.COM

Post Office Box 726 - Andover, Kansas 67002
Toll Free (800) 369-3882 - Fax (316) 733-8973



We take pride in America - in her laborers and her business people, in her factories and her products. We are proud to say that our buildings are 100% American made.

Ask Toplevel owners Jacob and his dad Kim Hocker what they like best about work, and you'll get a simple answer: "Family." One way or another, the Hocker family has been working the steel business for the last 20 years. "It all started way back when dad decided to start selling steel Quonset huts to Kansas farmers." Since then, the company has grown and evolved. The Hockers still deal regularly with the farmers of the Midwest, but also sells to Fortune 500 CEOs. "That's the great thing about what I do every day. I get to meet great people and help them build something worthwhile."

OUR STORY

A lot has changed over the years. The Hocker family has grown and so has the business. Today, Jacob and his Dad run Toplevel Steel Buildings and, along with Jake's older brother, they own a steel factory in Pennsylvania - a reliable source of premium supplies. What began with Quonset huts has now become a business that constructs steel barns, churches and schools, aircraft facilities, gymnasiums and storage centers. The Hockers have been working steel for two generations and expect to be in the business for generations to come. With an outlook like that, you can count on solid customer care. "Over 80% of our business is from repeat customers or referrals." Each building project is as unique as the customer, and each is treated with special care. When you choose Toplevel, you choose the Hockers—considerate people in an imperfect world. That's our story. We look forward to hearing yours! Call Toplevel today.

OTHER BUILDING TYPES

Steel Trucking Warehouses

Toplevel specializes in new garage kits designed to meet all the needs of your semi-truck fleet. Don't limit yourself with conventional building materials! Use Toplevel's 100% American made steel building garage kit and reduce your building costs by up to 40%. Our column free interiors allow you the flexibility to customize your garage for your storage and repair needs. Our advanced technology and superior materials allow us to construct buildings of limitless length and widths of 200 feet! Sold directly from the factory to the customer, Toplevel saves you money and provides a long lasting storage solution for your fleet of semi-trucks. Call today for a free quote.



Steel Recreational Buildings

Toplevel specializes in creating versatile sports facilities & gymnasiums from 100% American made steel. Our advanced technology and superior materials allow us to construct high-ceilinged, column free buildings of limitless length with widths of up to 200 feet. Tennis courts and ice rinks, ball courts and driving ranges, paintball facilities and dance studios - **feed your love of motion!** With a variety of standard and custom sizes, Toplevel provides you with the options to create your ideal facility. At Toplevel, you get the heaviest gauge commercial US steel backed by an industry-best warranty - up to 40% lower than conventional building materials.



Steel Auto Shops

Toplevel specializes in 100% American made Steel Garages. Don't limit yourself with conventional building materials! In addition to cumbersome columns, wood, brick, or block construction will typically cost nearly 40% more. Our column free interiors allow you the flexibility to customize your garage for all your storage and repair needs. Our advanced technology and superior materials allow us to construct buildings of limitless length, and up to 200 feet across! Sold directly from the factory to the customer, Toplevel SAVES YOU MONEY and provides a long lasting storage solution for the vehicles you care about. **Call TODAY for a quote!**



FEATURES & WARRANTIES

- × 25-YR PERFORATION WARRANTY
- × 40-YR WALL PAINT WARRANTY
- × 50-YR STRUCTURAL WARRANTY



- × LIFETIME FASTENER WARRANTY
- × COMPLETE COVER TRIM PACKAGE
- × BASE TRIM SEALING PACKAGE

Toplevel's roof coating is AZ55 Galvalume[®] and requires no maintenance or painting to retain its original luster. It's comprised of 55% aluminum, 44% zinc and 1% silicone. This creates a higher resistance to rust. There is a 25-year rust-perforation warranty on each roof, backed by our family's privately owned steel mills.

The paint manufacturer and Toplevel offer a 40-year warranty on wall panel paint against chipping, cracking peeling or blistering. The paint is siliconized polyester over a substrate-galvanized coating, providing further protection against rust.

There is a 50-year warranty on the main and secondary structural frames including galvanized girts and purlins, eave struts and base angles.

Engineered for rapid drilling, Toplevel's self-drilling stainless steel capped roof fasteners are supplied with an assembled neoprene washer and carry a lifetime warranty against rust. The fasteners provide a watertight seal and are composed of 18 parts chrome and eight parts nickel. They will not rust, tarnish, turn gray or blacken over time.

Toplevel provides a complete trim package to enhance the beauty of the building. This package includes "J" trim to cover cut edges of wall panels around door openings, jamb covers for galvanized jambs and a header cover.

Toplevel's base trim package completely seals the bottom of the building against all leaks. The trim on the bottom of the building matches the trim on the rest of the building, creating a beautiful structure and is included at no cost.



POLAR WHITE



LIGHT STONE



GREY



DARK GREY



LIGHT BLUE



DARK BLUE



TAN



RED



BARN RED



BURNISHED SLATE



LIGHT GREEN



DARK GREEN



TOP OF THE LINE.

1(800) 369-3882

CALL US TODAY FOR A FREE QUOTE!

Post Office Box 726 - Andover, Kansas 67002
Toll Free (800) 369-3882 - Fax (316) 733-8973



Topline's skilled professionals produce only the highest quality, most durable products of steel buildings, metal buildings, horse riding arenas and other building accessories at the lowest prices in the industry. Our engineered permit and construction building prints are stamped and sealed in-house to meet all building codes and other standards, internationally.

For more information on any steel buildings or any other building types that we currently manufacture, contact us today.

TOP OF THE LINE.



Energy Saving Paints

Every Topline steel building is precision coated with Energy Saving CERAM-A-STAR 1050. For efficiency and durability, this is the paint that sets the industry standard. A ceramic based coating, CERAM-A-STAR 1050 provides superior reflective quality, effectively cooling the temperature of steel buildings, reducing energy needs and potentially cutting costs. In addition to providing a premium thermal barrier, this product also offers exceptional durability with excellent flexibility and abrasion resistance. With CERAM-A-STAR 1050, your building will maintain its initial color vibrancy for decades to come.

The use of Ceram-A-Star® 1050 allows for energy credit under the federal tax code. There are a dozen color options each for your panels, your trim, and your wainscoat.



40 years of warranty coverage for the paint on every Topline steel building!



Try the **COLOR VISUALIZER** on our website, today, at:

WWW.TOPLINEBUILDINGS.COM

TOP OF THE LINE.